



AGRICULTURAL | RESIDENTIAL | COMMERCIAL

A Selection of Profiles –

Ensuring customers may create their own custom Statements in Steel, WESTMAN proudly offers 11 premium steel cladding profiles for roofing and wall applications. Different profiles for different applications – from the very traditional to more contemporary profiles – WESTMAN offers a number of profiles with a colour palette of 29 choices for aesthetically appealing projects.

Better steel makes better building projects. WESTMAN Steel manufactures Galvalume Plus™ and pre-painted Galvalume™ sheets that are up to 60 percent stronger than other sheets on the market and provide the longest life too. This exceptional strength and longevity is protected through WESTMAN's own advanced paint processes that extend the life of the steel. Our pre-painted sheets have a high-quality AZM150 Galvalume substrate that produces superior results. Every sheet has a factory applied baked-on, high-quality paint that includes a 40-year limited warranty. The result is a superiorly strong, long-lasting steel sheet that looks great for years and helps customers in achieving their own unique Statements in Steel.

Check out our available profiles and find the colours that are right for your project.



Proudly Canadian. Family Owned.

Winnipeg \ Brandon (MB)

TF. (800) 661.2823 F. (800) 661.9305

Swift Current \ Regina \ Saskatoon (SK)

TF. (800) 667.7468 F. (306) 773.4551

Airdrie \ Edmonton (AB)

TF. (800) 661.2826 F. (800) 661.1852

Langley (BC)

TF. (888) 937.8626 F. (888) 880.1855

westmansteel.ca



Diversity Makes the Difference –

WESTMAN Steel is one of Western Canada's largest manufacturers of premium steel products. Founded just over three decades ago, WESTMAN has consistently pursued technologically-advanced and innovative steel solutions for customers. From roof tops, to walls, doors, and most products in between, WESTMAN's ground-breaking and exceptional solutions have helped customers create considerably better buildings that are true Statements in Steel.

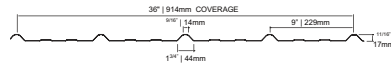
WESTMAN offers a diverse product line with more than one thousand products available to answer the demand of many customers across the Agricultural, Residential, and Commercial markets. With its steel cladding for roof and wall systems, plus all necessary accessories such as Flashing, Liner Panels, Door, Fasteners & Accessories and more, WESTMAN has become a single source supplier for all building related materials within the Agricultural and Commercial markets. Now, with the introduction of a superior Residential roofing system, SNAP-LOK, WESTMAN is destined to take the lead in this market too.



SIDING & ROOFING PROFILES

tough rib • 936 • rainbow rib snap-lok • diamond rib • awr elite rib • 1/2" corrugated • 7/8" corrugated • deck mate • ultra span

TOUGH RIB cladding, roofing



DESCRIPTION

Our most popular profile is also our toughest. TOUGH RIB is our strongest and most durable light gauge 36" coverage panel. This product delivers the performance needed for both agricultural and industrial settings. Its traditional ribbed design also meets the architectural needs of commercial or institutional applications.

COVERAGE: 36" | GAUGE(S): 29 & 26

936 cladding, roofing

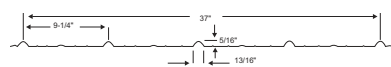


DESCRIPTION

The 936 profile is a tough and durable performer that does not have shoulder ribs to deliver a flatter, more contemporary appearance. Aesthetically pleasing, this profile achieves finer, architectural detailing for both roofing and cladding applications in commercial and industrial projects.

COVERAGE: 36" | GAUGE(S): 29 & 26

RAINBOW RIB cladding, roofing

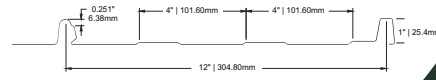
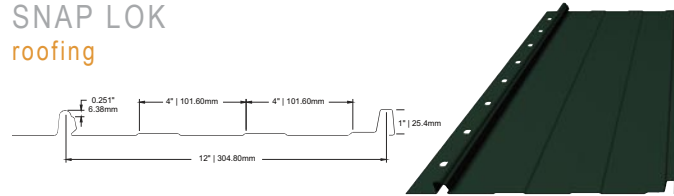


DESCRIPTION

The RAINBOW RIB is a tough, economical performer suitable for agricultural and applications. It's the number one choice for Quonset applications. This product has our largest coverage to get projects completed quickly and is suitable for both roof and wall applications.

COVERAGE: 37" | GAUGE(S): 29 & 26

SNAP LOK roofing

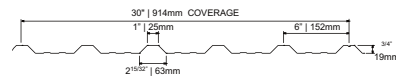
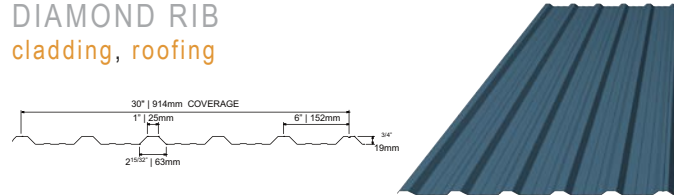


DESCRIPTION

WESTMAN's unique residential roofing solution, SNAP-LOK delivers a contemporary roof profile that's visually appealing and cost effective. SNAP-LOK roofing delivers a long-lasting performance over traditional asphalt roofs. It's ideal for homes or cottages, providing the reliability and durability needed to stand up to extreme Canadian weather.

COVERAGE: 12" & 16" | GAUGE(S): 26 & 24

DIAMOND RIB cladding, roofing


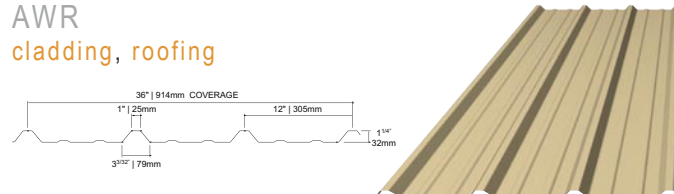


DESCRIPTION

Delivering the ultimate in strength and coverage, DIAMOND RIB offers a distinctive 1" fluted rib design. This profile is an exposed fastening steel panel that's ideal for both roof and cladding applications. This product achieves complete roofing weather tightness with DR36 providing a full 36" coverage or DR30 providing the more traditional 30" Coverage.

COVERAGE: 30" | GAUGE(S): 29 & 26

AWR cladding, roofing

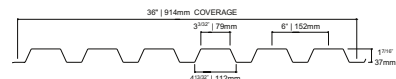
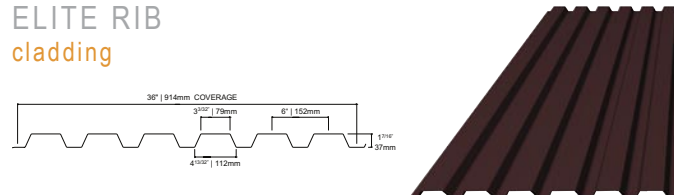


DESCRIPTION

Most suitable for commercial steel buildings, the AWR profile offers a modern, multi-ridged face that's ideal for low slope roofs. This profile has become a standard within the industry and is used for both roofs and wall cladding. Product offers great coverage of 36", which aids in faster construction and reduced cost in man hours.

COVERAGE: 36" | GAUGE(S): 26 & 24

ELITE RIB cladding

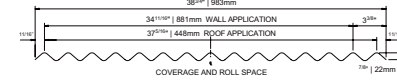
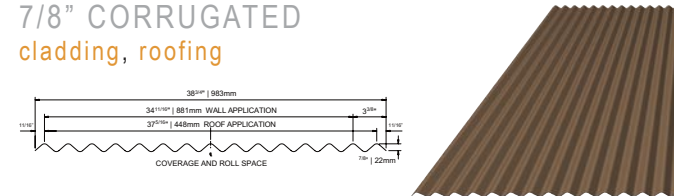


DESCRIPTION

This cladding profile adds drama to any commercial steel building. The ELITE RIB offers a wide and deep, 3.25", flat ridge profile that makes a bold statement in any wall application. This profile is quickly installed due to its lighter gauges and full 36" coverage. Eleven colours are available to complement a variety of architectural requirements and roofing profiles.

COVERAGE: 36" | GAUGE(S): 24

7/8" CORRUGATED cladding, roofing

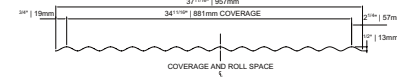
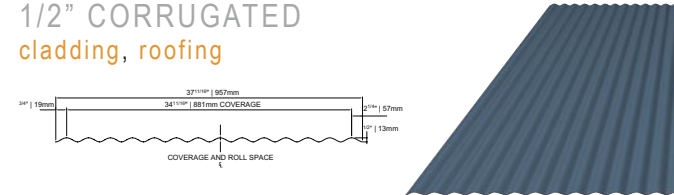


DESCRIPTION

A very traditional profile, the 7/8" CORRUGATED offers dramatic, rolling 7/8" flutes with continuous shadow lines. This profile is suitable for both interior and exterior applications in commercial and industrial buildings. The 7/8" CORRUGATED product may be easily applied over open framing or solid sheathing.

COVERAGE: 26.5" to 37" | GAUGE(S): 29, 26 & 24

1/2" CORRUGATED cladding, roofing

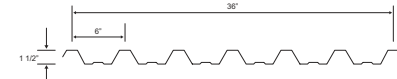
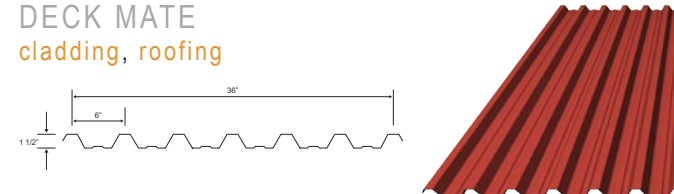


DESCRIPTION

WESTMAN's most traditional profile available. The 1/2" CORRUGATED offers continuous shadow lines and a very subtle appearance. This gentle rolling profile is suitable for both interior and exterior applications in commercial and industrial buildings. The 1/2" CORRUGATED product may be easily applied over open framing or solid sheathing.

COVERAGE: 29.5" to 37" | GAUGE(S): 29 & 26

DECK MATE cladding, roofing

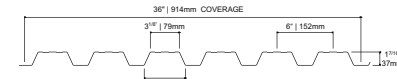
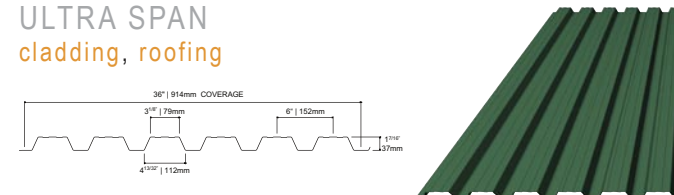


DESCRIPTION

DECK MATE is one of the newer panels produced by WESTMAN STEEL. This profile offers outstanding shadow lines complemented by superior strength. This product is designed for all types of commercial or industrial building applications.

COVERAGE: 36" | GAUGE(S): 26 & 24

ULTRA SPAN cladding, roofing



DESCRIPTION

WESTMAN STEEL'S ULTRA SPAN profile is a superior performer for commercial and industrial applications. With its unique, contemporary 6" flutes, this product may be inverted for a completely different look for wall cladding. This profile may be used to achieve for numerous architectural requirements, including an inverted roof lap.

COVERAGE: 36" | GAUGE(S): 26 & 24

COLOUR CHART

BRIGHT WHITE QC18783	WHITE WHITE QC18317	BONE WHITE QC18273
STONE GREY QC18305	REGENT GREY QC18730	IVORY QC18802
LIGHT STONE QC18367	GOLD QC18276	TAN QC18315
BUCKSKIN QC18055	COPPER METALLIC QC13234	INTERNATIONAL ORANGE QC18234
BRIGHT RED QC18386	TILE RED QC18259	DARK RED QC18250
PACIFIC TURQUOISE QC18258	MEDIUM GREEN QC18329	DEEP WATER GREEN QC18684
MELCHER'S GREEN QC18307	WHISTLER GREEN QC18093	SAPPHIRE BLUE QC18261
SLATE BLUE QC18260	ROYAL BLUE QC18790	HERON BLUE QC18330
CHARCOAL QC18306	COFFEE QC18326	METRO BROWN QC18226
BURGUNDY QC18873	BLACK QC18262	GALVALUME

Note: Colours may not appear exactly as shown above and may vary slightly. Colour selection may vary by branch location.